DENTAL INSTRUMENTS PACKET

CREATED BY: SUMEI MAI
SUPERVISED BY: DR. RANDALL TAYLOR

TABLE OF CONTENT

	PAGE #:
BASIC DENTAL INSTRUMENTS & SUPPLIES	3-6
BASIC TRAY SET-UP	4
INSTRUMENTS & SUPPLIES FOR PROPHY AND SRP	7 - 9
PROPHYLAXIS TRAY SET-UP	8
SRP (SCALING & ROOT PLANING) TRAY SET-UP	9
OPERATIVE INSTRUMENTS & SUPPLIES	10 – 24
AMALGAM TRAY SET-UP	15
RUBBER DAM TRAY SET-UP	17
COMPOSITE TRAY SET-UP	20
RESTORATIVE BUR BLOCK SET-UP	21
X-RAY INSTRUMENTS	25
UNIVERSAL SURGICAL INSTRUMENTS	26 - 33
SUTURE TRAY SET-UP	27
SUTURE REMOVAL TRAY SET-UP	28
EXTRACTION INSTRUMENTS	29
EXTRACTION TRAY SET-UP	32
BURS	34 - 36
PULPOTOMY/ OPEN & MED. TRAY SET-UP	37
ROOT CANAL TRAY SET-UP	39
DRY SOCKET TRAY SET-UP	41
FULL DENTURE ALIGINATE IMPRESSION TRAY SET-UP	42
CROWN PREP TRAY SEP-UP	43
CREDITS	45

BASIC DENTAL INSTRUMENTS & SUPPLIES

Instrument: **Dental Tray**

Function: To provide an area specific for instruments

Characteristics: Different designs for different procedures, e.g. hygiene tray, operative tray, surgical tray.

Instrument: **Mouth Mirror**

Function: To provide indirect vision
To retract lips, cheeks, and tongue
To reflect light into the mouth

Characteristics: Accurate image from flat surface mirrors, image magnified with concave mirrors.

Instrument: **Cotton Forceps**

Function: To Grasp and/or transfer material in and out of the oral cavity.

Characteristics: Plain or serrated tips
variety of sizes, angled tip.



Instrument: **Explorers**

Function: To Examine teeth for decay (caries), calculus, furcation, or canals and other anomalies

Characteristics: Pointed tips: sharp, thin and flexible.
1. Orbin; 2. Shepherds; 3. Pigtail

Instrument: **Perioprobe**

Function: An instrument with incremental marks on the tip to measure the periodontal pockets

Characteristics: Designed with different increments, e.g. 1mm, 3 mm, PSR probe

Instrument: **Bib holder**

Function: To attach the patient bib around the patient's neck

Characteristics: Disposable snap/adhesive clips
Alligator clip (not disposable)

BASIC DENTAL INSTRUMENTS & SUPPLIES

Instrument: **Instrument Handles**

Function: Handles for detachable instrument, heads screw into handle

Characteristics: E.g. mouth mirror

Instrument: **Patient Bib**

Function: To prevent materials, debris, fluids from contacting the patient

Characteristics: Differs in colors, shapes and designs; has a protective liquid barrier side and an absorbent side

Instrument: **Cotton Rolls**

Function: To isolate teeth and absorb saliva Act as a protective tissue barrier; aid in endodontic diagnostics

Characteristics: Fluid absorbent roll ~ 1 in long

Instrument: **2 x 2 gauze**

Function: Absorbent cloth, aid in homeostasis, clean instruments, used in all aspects of dentistry

Characteristics: 2 x 2 inches in size, white, thinly/thick woven absorbent fiber

1. 2x2 Gauzes
2. Cotton Rolls
3. Mouth Mirror
4. Explorer
5. Cotton Forcep

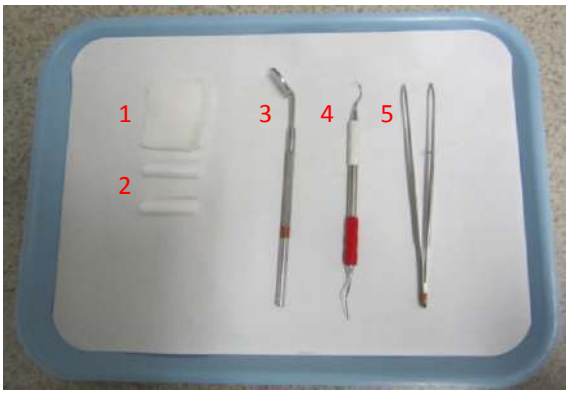

Basic Tray Set - Up

BASIC DENTAL INSTRUMENTS & SUPPLIES

Instrument: **High Velocity Saliva Evacuation (HVE)**

Function: To evacuate large volumes of fluid and debris from oral cavity

Characteristics: Straight or slightly angled at one or both end; stainless steel, autoclavable plastic, or disposable plastics; attaches to tubing on dental unit

Instrument: **Low Velocity Saliva Evacuation (LVE)**

Function: To evacuate reduced volumes of fluid from oral cavity

Characteristics: Disposable plastic for single use; can be bent or used straight; attaches to tubing on dental unit

Instrument: **Air/Water Syringe Tip**

Function: To rinse and dry specific teeth or entire oral cavity

Characteristics: Three-way syringe: air, water, or spray with water and air; Syringe tip: Disposable plastic or autoclavable metal; attaches to air/water syringe on dental unit

INSTRUMENTS & SUPPLIES FOR PROPHY AND SRP

Instrument: **Ultrasonic Scaler Unit**

Function: To use with water-cooled ultrasonic tips, to remove calculus

Characteristics: Has ultra-high frequency tip movement that also sprays water, attaches to dental chair

Instrument: **Ultrasonic Scaler Tips**

Function: To remove supra/subgingival calculus on teeth, remove bacteria from periodontal pockets and stain.

Characteristics: Used with Ultrasonic Scaler Unit, water is used to cool tips, 25 k 30 k size tips. Not interchable

Instrument: **Universal Curette**

Function: To Scale and remove deposits and stain, remove calculus

Characteristics: Blade has two cutting edges, rounded toe, round on the back Single or double ended.

Instrument: **Area-Specific Curette**

Function: To scale and remove deposits from specific sub gingival surfaces.

Characteristics: Anterior and Posterior specific curettes

Instrument: **Sickle Scaler**

Function: To remove large amounts of deposits from supragingival surfaces, ideal for anterior interproximal area

Characteristics: Variety of sizes, sharp edges with sharp point.

Instrument: **0.12 % Chlorhexidine**

Function: Oral rinse before treatment, aid with lowering patients oral bioburden

Characteristics: Blue or Pink liquid, 15 ml oral rinse before and after cleaning

HYGIENE SET UP FOR PROPHY AND SRP

Instrument: **Prophy Cup & Paste**

Function: To polish coronal surface after cleaning or before certain operative procedures

Characteristics: Different prophy cups/points fluoridated or non-fluoridated pastes, also differ in grit

Instrument: **Fluoride Varnish**

Function: To decrease post cleaning sensitivity, remineralize incipient carious lesions, caries prevention

Characteristics: Differs in color, sticky, resin based, some patients may be allergic to the resin in the varnish

Instrument: **Patient Tooth Brush**

Function: To allow the patient to continue good oral home care

Characteristics: Soft bristle tooth brush

Instrument: **Patient Floss**

Function: To allow the patient to continue good oral home care

Characteristics: Waxed or non-waxed floss

Instrument: **Prophy Angle**

Function: To polish teeth with prophy cup or brush

Characteristics: An attachment for straight or prophy handpiece; types: prophy cup for polishing all surfaces of teeth, prophy brush for polishing occlusal surfaces and lingual surfaces of anterior teeth

PROPHYLAXIS TRAY SET-UP

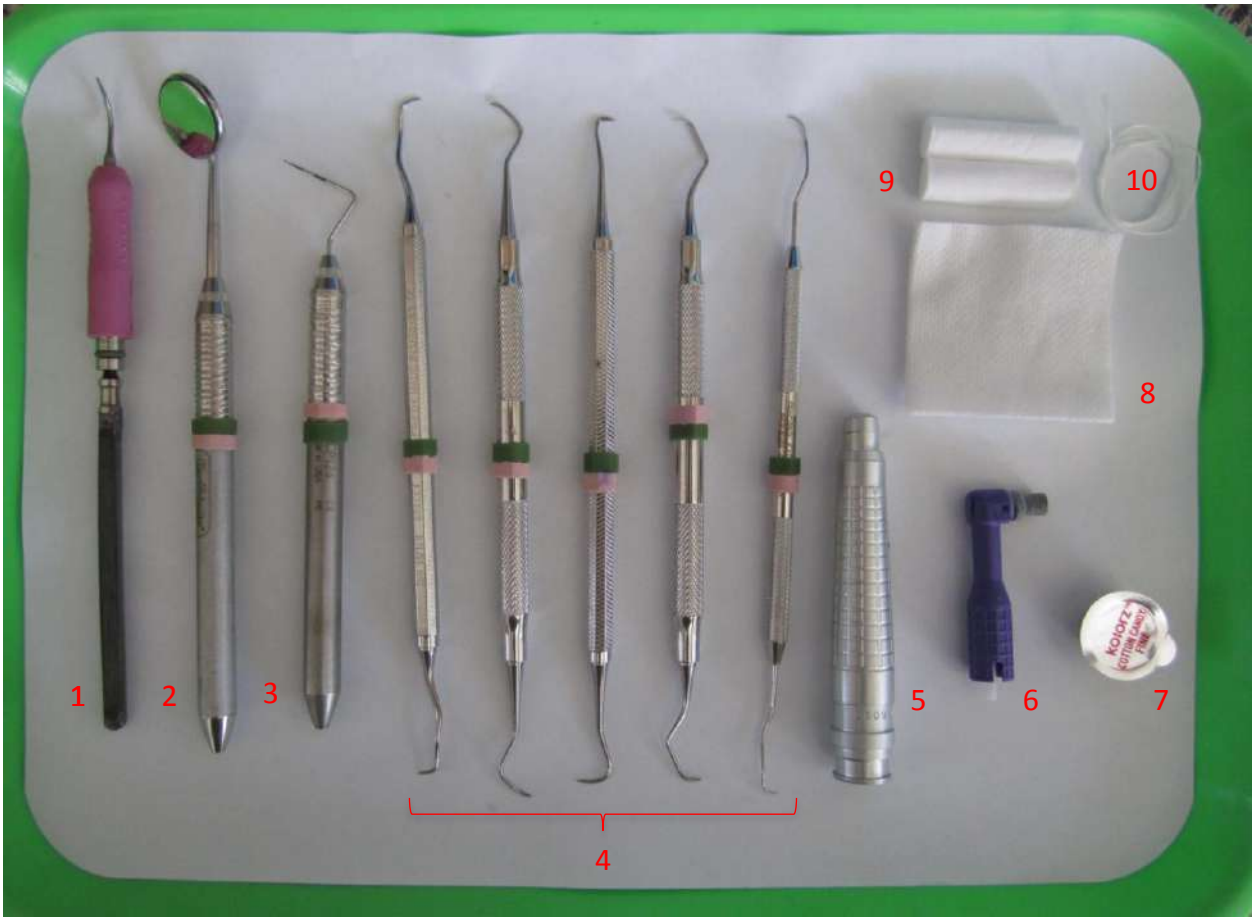

1. Cavitron Tip
2. Mouth Mirror
3. Perioprobe
4. Scalars
5. Straight Nose
6. Prohpy Angle
7. Prophy Paste
8. 2x2 Gauzes
9. Cotton Rolls
10. Floss

SRP (SCALING & ROOT PLANING) TRAY SET-UP

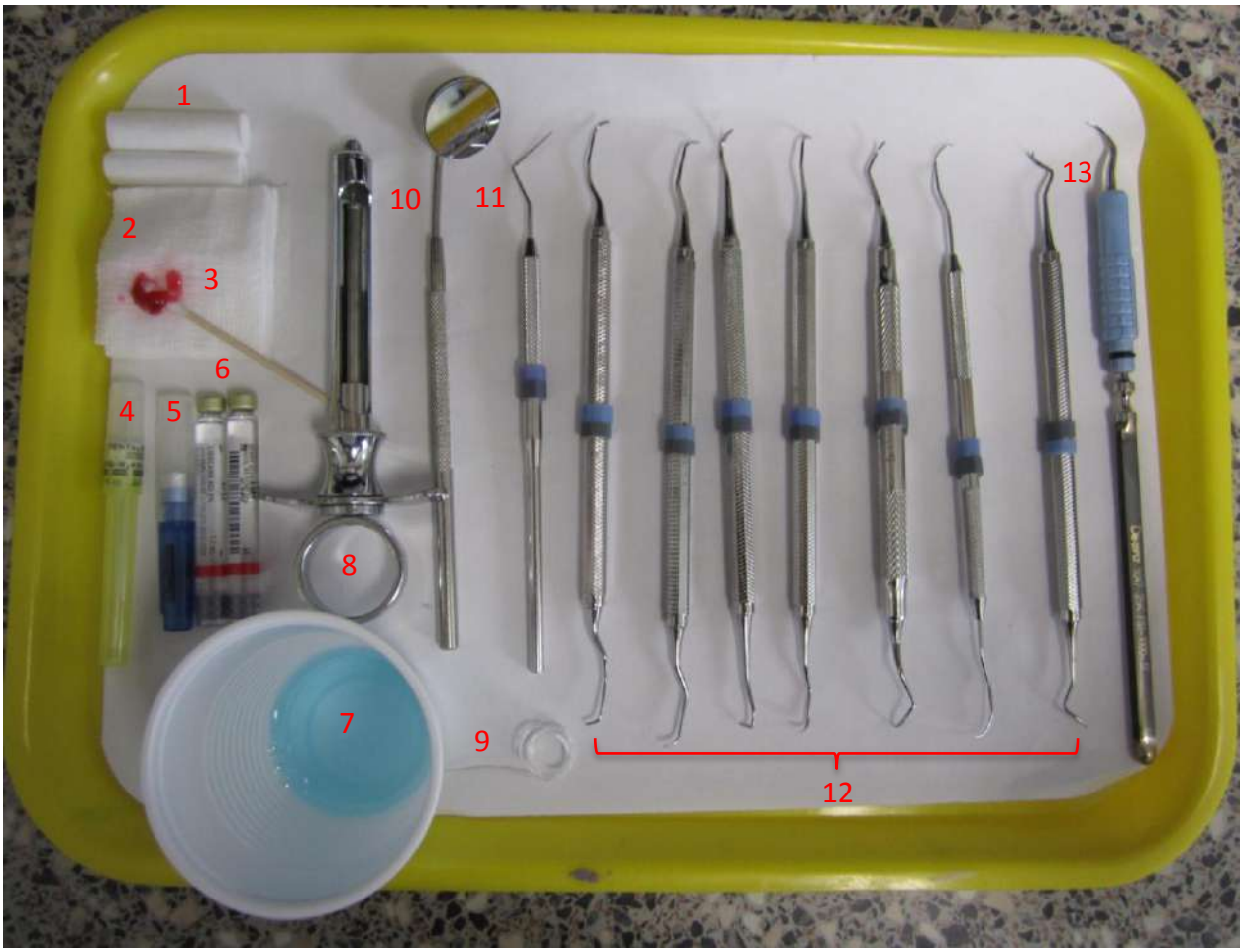

1. Cotton Rolls
2. 2x2 Gauzes
3. Topical Anesthetic
4. Long Needle
5. Short Needle
6. Anesthetic Carpule
7. Chlorohexidine
8. Syringe
9. Floss
10. Mouth Mirror
11. Perioprobe
12. Scalars
13. Cavitron Tip

OPERATIVE INSTRUMENTS - AMALGAM - COMPOSITE



Instrument: **Q-tip**

Function: To apply topical anesthetic, bite stick, aid in perio and endo diagnostics

Characteristics: cotton tipped wooden/plastic stick

Instrument: **Topical Anesthetic**

Function: To aid in painless anesthesia

Characteristics: Gel consistency, applied with Q-tip to the injection site, differs in color and taste

Instrument: **Lidocaine - Red**

Function: An anesthetic with epinephrine

Characteristics: 2 % Lidocaine 1:100,000 epinephrine; has a red band on the carpule; most used anesthetic

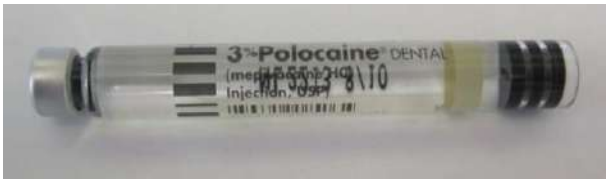

Instrument: **Polocaine - Tan**

Function: A non-epinephrine anesthetic, used when patients can't have epinephrine, e.g. HTN patients

Characteristics: 3 % Polocaine Plain; has a tan band on the carpule

Instrument: **Anesthetic Needle**

Function: To inject anesthetic into soft tissue

Characteristics: Varies in Gauge and Length
Typically short for maxillary
Typically long for mandibular

Instrument: **Needle Stick Protector**

Function: To hold needle sheath for one-handed recapping after injection, Prevent needle stick

Characteristics: Metal and card board protector

OPERATIVE INSTRUMENTS - AMALGAM - COMPOSITE

Instrument: **Anesthetic Syringe**

Function: To administer local anesthetic

Characteristics: Aspirating and self-aspirating syringe. Aspirating syringes have a barb that inserts in the carpule

Instrument: **Amalgam Capsule**

Function: Material used to restore a cavity, build up for crown

Characteristics: Contains amalgam, has to be triturated, times differ on types of amalgams

Instrument: **Amalgam Well**

Function: To hold amalgam before it is placed in the preparation

Characteristics: Metal, plastic, or glass

Instrument: **Amalgam Carrier**

Function: To carry and dispense amalgam for cavity preparation

Characteristics: Amalgam is placed in hollow tubes, and is then placed in cavity preparation, double or single sided

Instrument: **Hatchet**

Function: An instrument to accentuate line and point angles of internal and external outlines, remove unsupported enamel

Characteristics: Cutting edges at differing angles

Instrument: **Smooth Condenser**

Function: To pack and condense amalgam into cavity preparation

Characteristics: Has smooth ends, round, flat, small and large sizes, single or double sided

OPERATIVE INSTRUMENTS - AMALGAM - COMPOSITE

Instrument: **Serrated Condenser**

Function: To pack and condense amalgam into cavity preparation

Characteristics: Ends are serrated, round, flat, small and large sizes, single or double sided



Instrument: **Interproximal Condenser**

Function: To pack and condense amalgam into interproximal areas of the cavity preparation

Characteristics: Ends are shaped to fit in the mesial or distal box. Smooth or serrated ends

Instrument: **Football Burnisher**

Function: To smooth Amalgam after condensing, to contour matrix band, to burnish amalgam

Characteristics: Smooth football shaped metal instrument, single or double sided

Instrument: **Acorn Burnisher**

Function: To smooth amalgam after condensing, used to create occlusal anatomy, burnish amalgam

Characteristics: Acorn shaped tip, metal, single or double sided

Instrument: **T-Ball Burnisher**

Function: To Smooth amalgam after condensing; to contour matrix band, initiate carving and occlusal anatomy

Characteristics: Smooth metal, has a ball and paddle single or double sided

Instrument: **Beavertail Burnisher**

Function: To smooth amalgam after condensing; to burnish the lingual, facial amalgam walls of a restoration

Characteristics: Similar shape to beaver tail, smooth metal, single or double sided

OPERATIVE INSTRUMENTS - AMALGAM - COMPOSITE



Instrument: **Ball Burnisher**

Function: To smooth amalgam after condensing
To contour matrix band before amalgam placement

Characteristics: Burnishes alloy restorations, single or double sided

Instrument: **Tanner Carver**

Function: To carve occlusal anatomy into amalgam restorations

Characteristics: Double ended, ends are shaped to carve alloy restorations, sharp

Instrument: **Discoid-Cleoid Carver**

Function: To carve occlusal anatomy into amalgam restorations

Characteristics: Double ended; Discoid is disk shaped; cleoid is pointed, sharp

Instrument: **Woodson**

Function: Used as a burnisher and condenser

Characteristics: Doubled ended, one end a condenser while other is paddle shaped

Instrument: **Hollenback Carver**

Function: To contour and carve occlusal and interproximal anatomy in amalgam restorations

Characteristics: Double ended, sharp stiff metal blade, sharp point; ends are protrude at different angles; carves other restorative materials

Instrument: **Half-Hollenback Carver (2)**

Function: To contour and carve occlusal and interproximal anatomy in amalgam restorations

Characteristics: Half the size of Hollenback (1); double ended, sharp stiff metal blade, sharp point; ends are protrude at different angles; carves other restorative materials

OPERATIVE INSTRUMENTS - AMALGAM - COMPOSITE

Instrument: **Dycal/Liner Applicator**

Function: To Place Calcium Hydroxide or Glass Ionomer

Characteristics: Has short or long handle, similar to a tiny ball burnisher

Instrument: **Articulating Paper Holder**

Function: To hold articulating paper in checking patients bite

Characteristics: Articulating paper is blue or red, thin to thick

Instrument: **Tofflemire/Matrix Band Retainer**

Function: To maintain stability of matrix band during condensation of restorations

Characteristics: Has a guide slot, spindle, outer and inner knob

Instrument: **Matrix Band**

Function: To replace missing proximal walls of cavity preparation for condensation of restorative material

Characteristics: Universal, premolar, molar, and pediatric bands

Instrument: **Interproximal Knife**

Function: To Carve interproximal walls of amalgams, to restore contour of proximal walls

Characteristics: Double ended, Sharp carving hard metal blade

AMALGAM TRAY SET-UP

AMALGAM TRAY SET-UP INSTRUMENTS

1. 2x2 Gauzes
2. Topical Anesthetics
3. Cotton Rolls
4. Needle
5. Anesthetic Carpules
6. Floss
7. Syringe
8. Restorative Bur Block
9. Articulating Paper
10. Amalgam pellets
11. Mouth Mirror
12. Explorer/ Perioprobe
13. Spoon Excavator
14. Condenser
15. Plastic
16. Discloid-Celoid Carver
17. Ball Burnisher
18. Cotton Forcep
19. Articulating Paper Holder
20. Amalgam Carrier
21. Wood Wedges
22. Matrix Band
23. Tofflemier
24. Amalgam Well
25. High Speed Handpiece
26. Low Speed Handpiece

RUBBER DAM TRAY SET-UP

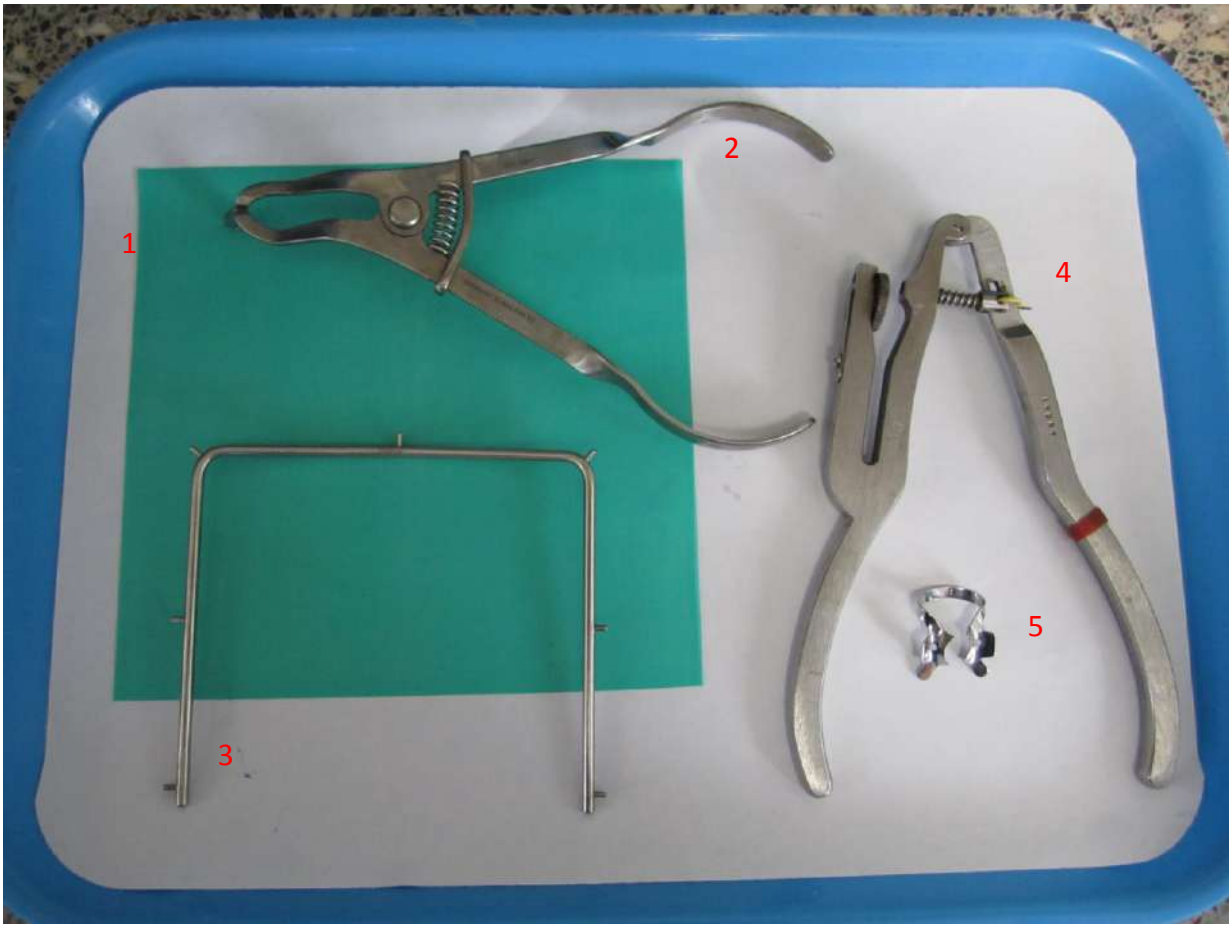

RUBBER DAM TRAY SET-UP INSTRUMENTS

1. Rubber Dam
2. Clamp holder
3. Rubber Dam Holder
4. Rubber Dam Hole Puncher
5. Clamp

OPERATIVE INSTRUMENTS - AMALGAM - COMPOSITE

Instrument: **Spoon Excavator**

Function: To remove carious dentin
To remove temp cement, provisional crowns

Characteristics: Spoon-shaped with a cutting edge, small and large sizes

Instrument: **Wood Wedges**

Function: To hold matrix band in place along gingival margin of class II

Characteristics: Triangular or rounded plastic or wooden, various sizes and color

Instrument: **Plastic Instrument**

Function: To carry composite material for cavity preparation, and shape composite, not for any other use

Characteristics: Specially coated instrument, not for amalgam or any other use

Instrument: **Micro Brush**

Function: Use to apply primer, dentin bond enamel bond, sealants

Characteristics: Small plastic instrument with small fiber bristled head

Instrument: **Mylar Strip**

Function: Thin clear strip used to isolate cavity prep, able to use cure light

Characteristics: Similar size to matrix band, clear

Instrument: **Composite Well**

Function: Plastic well used to hold composite, etch, bond, cavity conditioner

Characteristics: Plastic well, smaller than amalgam well

OPERATIVE INSTRUMENTS - AMALGAM - COMPOSITE

Instrument: **Curing Light**

Function: To harden light-cure materials, bonding, composites, sealants, cements, build up

Characteristics: Material must be cured in increments of 2 mm or less, need to be above 300 wavelength

Instrument: **Protective Eye Wear**

Function: To protect operator's and assistant's eyes during procedures

Characteristics: Orange, dark, clear, protects eyes

Instrument: **Finishing Strips**

Function: To finish and smooth interproximal surfaces

Characteristics: Differs in grit, coarse, fine, extra fine. Abrasive

Instrument: **Bonding Agents**

Function: Acts as an adhesive between the tooth and the composite material

Characteristics: Differs in generation, all in one unit, 3 step, 2 step, brands require different techniques

COMPOSITE TRAY SET-UP

Composite Tray Set-up Instruments

1. 2x2 Gauzes
2. Topical Anesthetic
3. Anesthetic carpules
4. Needle
5. Cotton Rolls
6. Syringe
7. High Speed Handpiece
8. Restorative Bur Block
9. Cotton Forcep
10. Floss
11. Hand Mirror
12. Perioprobe
13. Spoon Excavator
14. Acorn Burnisher
15. Ball/ Football Burnisher
16. Condenser
17. Plastic Instrument
18. Discloid-Cleoid Carver
19. Beavertail Carver
20. Bonding Agents
21. Microbrush
22. Mixing Well
23. Articulating Paper
24. Wooden Wedges
25. Matrix Band
26. Packable Composite
27. Tofflemire
28. Flowable Composite
29. Etch
30. Slow speed

RESTORATIVE BUR BLOCK

1. Diamond Football
2. Round Bur
3. Latch Round Bur
4. Diamond Round-Nosed
5. White Stone
6. 330
7. 557
8. Diamond Tree Top

OPERATIVE INSTRUMENTS - AMALGAM - COMPOSITE

Instrument: **Etch**

Function: To remove the smear layer, prepare the tooth for bonding

Characteristics: Differs in color and pH level. Concentrations of Phosphoric Acid ~ typically 37 % and blue

Instrument: **Cavity Conditioner**

Function: Works similar as etch, used to prepare the tooth for a Glass Ionomer restoration

Characteristics: 20 % Polyacrylic Acid, Deep blue tint

Instrument: **Dycal (Calcium Hydroxide Composition)**

Function: Used for indirect pulp cap, protective liner for deep cavities

Characteristics: A base and catalyst paste, mixes together to form a tan paste, self sets. 1:1 ratio mix

Instrument: **Vitrabond liner**

Function: A glass ionomer material used to make a liner

Characteristics: Powder and liquid mixed 1:1 ratio, light cure and self setting

Instrument: **IRM (ZOE)**

Function: Used as a temporary filling material, sedative filling

Characteristics: White powder mixed with eugenol, 1:1 mixture, mix so it is not sticky to gloved finger

Instrument: **Fuji IX or Fuji II**

Function: Used for restorative material for high caries risk, releases fluoride

Characteristics: Triturable capsules or liquid powder

OPERATIVE INSTRUMENTS - AMALGAM - COMPOSITE

Instrument: **Flowable Composite**

Function: High viscosity, low filler composite, used small areas or before placement of packable composite, differs in shade

Characteristics: Fluid like composite, with in a syringe used with a syringe tip

Instrument: **Packable Composite**

Function: Low viscosity, high filler, permanent restorative material

Characteristics: Either in a syringe or composite tip. Composite tip requires composite gun

Instrument: **Composite Gun**

Function: Holds composite tip, used to deliver composite to the cavity prep

Characteristics: Composite tip inserts in the barrel of the composite gun

Instrument: **Composite Shade Guide**

Function: To allow the patient to see the shade they would like the filling to be.

Characteristics: Has different color teeth with a shade, e.g. A2, B1, C3, D2…

Instrument: **High Speed Handpiece**

Function: To be used with a bur to cut a cavity/crown prep

Characteristics: Runs on air pressure, up to 400,000 rpm's, sprays water, friction grip

Instrument: **Low Speed Handpiece**

Function: To remove decay, polish, open pulpal access, endo, refine prep

Characteristics: Runs on air, up to 30,000 rpm's, latch and friction grip

OPERATIVE INSTRUMENTS - AMALGAM - COMPOSITE

Instrument: **Contra Angle**

Function: **To use with slow speed motor**

Characteristics: **Different designs for different procedures, e.g. hygiene tray, operative tray, surgical tray.**

Instrument: **Straight Nose Cone**

Function: **To use with or without attachments. Examples of attachments: Contra angle or prophy angle; To use with a long-shank straight bur**

Characteristics: **Runs at maximum 30,000 rpm; use outside oral cavity unless used with attachments**

X-RAY



Instrument: **Anterior X-ray**

Function: **To take X-ray for Anterior teeth**

Characteristics: **1. Plastic aiming ring; 2. metal indicator arm; 3. plastic bite-block; 4. film**

Instrument: **Digital Sensor**

Function: **To be placed in mouth and capture digital image of teeth; used in place of traditional X-ray films**

Characteristics: **Variety sizes and types**



Instrument: **Posterior X-Ray**

Function: **To take X-ray for Posterior teeth**

Characteristics: **1&5. Plastic bite-block; 2.Plastic aiming ring; 3. metal indicator arm; 4. film**

UNIVERSAL SURGICAL INSTRUMENTS

Instrument: **Scalpel Handle with Blades**

Function: To Hold blade in place, cut tissue with blade, trim interproximal restoration

Characteristics: Blades are disposable after each use. Handle can be autoclaved or disposable.

Instrument: **Tissue Forcep**

Function: To hold tissue during surgical procedures

Characteristics: Has serrated or rat-tooth tips

Instrument: **Hemostat**

Function: To grasp tissue or bone fragment

Characteristics: Has variety of functions. Working end is serrated and it locks. Can be straight or curved

Instrument: **Tongue and Cheek Retractor**

Function: To hold and retract tongue or cheek

Characteristics: Styles and sizes vary. Also called the Minnesota.

Instrument: **Tissue Scissors**

Function: To cut tissue

Characteristics: Can be straight or curved. Variety of shapes and sizes

Instrument: **Needle Holder/ Driver**

Function: To grasp and manipulate suture needle during suturing

Characteristics: Working end has different lengths. Ends are notched to accommodate needle.

UNIVERSAL SURGICAL INSTRUMENTS

Instrument: **Suture Needles and Sutures**

Function: To suture surgical site

Characteristics: Reabsorbable sutures: gut and chromic gut. Non-reabsorbable: silk, nylon, polypropylene. Available in packages.

Instrument: Suture Scissors

Function: To cut sutures

Characteristics: Has straight or angled cutting edges. May have a notch on end of cutting edge.

SUTURE TRAY SET-UP

1. Suture and Needle
2. 2x2 Gauze
3. Cotton Rolls
4. Hemostat
5. Suture Scissors
6. Cotton Forcep
7. Mouth Mirror

UNIVERSAL SURGICAL INSTRUMENTS

SUTURE REMOVAL TRAY SET-UP

1. Explorer/ Perioprobe
2. Mouth Mirror
3. Cotton Forcep
4. Suture Scissors
5. Cotton Rolls
6. 2x2 Gauzes

ORAL SURGERY INSTRUMENTS

Instrument: **Straight Elevators**

Function: To loosen tooth from periodontal ligaments before extraction. To separate and lift tooth from socket.

Characteristics: Single ended. Variety of sizes.

Instrument: **Periosteal Elevator**

Function: To provide indirect vision
To retract lips, cheeks, and tongue
To reflect light into the mouth

Characteristics: Accurate image from flat surface mirrors, image magnified with concave mirrors.

Instrument: **Root-Tip Picks**

Function: To lift and remove small root tips in difficult areas

Characteristics: Pointed at working end . Straight or right-and-left pairs.

Instrument: **Root Elevators/ Cryers**

Function: To loosen root. To separate and lift tooth from socket. To use on posterior teeth

Characteristics: Single ended. Can be right or left. Variety of sizes.

Instrument: **Root-Tip Elevators**

Function: To lift and remove fragments of root

Characteristics: Single ended. Rounded or pointed. Straight or right-and-left pairs

Instrument: **Bone File**

Function: To remove or smooth edges of alveolar bone

Characteristics: Used in push-pull motion; straight-cut or cross-cut cutting end; variety of sizes, angles, and shapes.

ORAL SURGERY INSTRUMENTS

Instrument: **Maxillary Universal Forceps/ Cryer 150**

Function: To extract maxillary central, laterals, cuspids, premolars, and roots

Characteristics: Has straight handles or one curved handle

Instrument: **Maxillary Right Forceps/ No. 88R**

Function: To extract trifurcated maxillary right first or second molars

Characteristics: Has right-split beak to engage lingual root

Instrument: **Maxillary Left Forceps/ No. 88L**

Function: To extract trifurcated maxillary left first or second molars

Characteristics: Has left-split beak to engage lingual root

Instrument: **Mandibular Universal Forceps/ Cryer 151**

Function: To extract manibular central, laterals, cuspids, premolars, and roots

Characteristics: Has straight handles or one curved handle

Instrument: **Universal Mandibular Forceps No. 23**

Function: To extract mandibular first and second molars

Characteristics: Referred to as “Cowhorn” forceps; straight handles or one curved handle

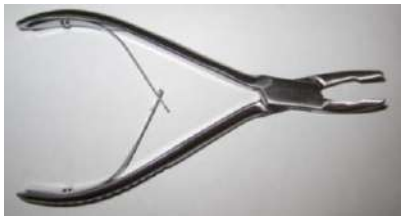

Instrument: **Rongeur**

Function: To trim and remove excess alveolar bone after extraction

Characteristics: Variety of sizes and angles

ORAL SURGERY INSTRUMENTS

Instrument: **Bone Chisel**

Function: To split or section a tooth for easier removal by tapping on chisel with mallet; to reshape or contour alveolar bone

Characteristics: Single-level chisel for contouring or removing alveolar bone; bilevel chisel for splitting teeth; variety of sizes

Instrument: **Surgical Curette**

Function: To remove debris or granulation tissue from surgical site; to remove cyst from extraction site or surgical site; to use for gross tissue debridement

Characteristics: Various sizes and shapes; single or double ended

Instrument: **Surgical Evacuation Tip**

Function: To evacuate fluid from oral cavity and surgical sites

Characteristics: Stainless steel, autoclavable plastic, or disposable plastic; tips narrow to accommodate surgical site; attaches to tubing on dental unit

EXTRACTION TRAY SET-UP

EXTRACTION TRAY SET-UP INSTRUMENTS

1. Cotton Rolls
2. Topical Anesthetic
3. 2x2 Gauzes
4. Needle (Short for Maxillary; Long for Mandibular)
5. Anesthetic Carpules
6. Syringe
7. Mouth Mirror
8. Explorer/ Perioprobe
9. Small Elevator
10. Large Elevator
11. Periosteal
12. Surgical Curette
13. Forcep:
    - Teeth #1-3: 88R
    - Teeth #4-13: 150
    - Teeth #14-16: 88L
    - Teeth #17-19: Cowhorn 23
    - Teeth #20-29: 151
    - Teeth #30-32: Cowhorn 23

BURS FOR HIGH SPEED AND LOW SPEED HANDPIECES

Instrument: **Magnetic Bur Block with Burs**

Function: To be used by inserting into dental handpiece; to attach discs to mandrel for finishing and polishing inside or outside of oral cavity

Characteristics: Different shanks: 1. Long shanks – straight slow-speed handpiece, 2. Short latch-type shank – contra-angle slow-speed handpiece, 3.. Friction grip – high speed handpiece



Instrument: **Bur**

Function: To be inserted in high-speed or low-speed handpiece

Characteristics: Parts: 1. Head: Part of bur that cuts, polishes, or finishes (various sizes, shapes, and shanks); 2. Neck: Part of bur that tapers to connect shank to head of bur; 3. Shank: Part of bur that is inserted into the handpiece

- Length and style varies depending on handpiece being used
- Bur with a straight and long shank fits into straight slow-speed handpiece
- Bur with latch type at end of shank fits into contra-angle slow-speed handpiece
- Friction grip bur fits into high-speed handpiece; a chunk tightens bur into handpiece



Instrument: **Rubber Points**

Function: To remove amalgam restorations

Characteristics: Various polishing grits; brown points (Brownies) are abrasive for polishing; green points (Greenies) are less abrasive; Variety of shanks: 1. Latch type, 2. Friction grip

Instrument: **Round Bur**

Function: To remove caries from tooth structure; to open tooth for endodontic treatment

Characteristics: Various sizes; small to large

BURS FOR HIGH SPEED AND LOW SPEED HANDPIECES



Instrument: **White Stone**

Function: To polish restorative material

Characteristics: Various shapes and shanks

Instrument: **Straight Fissure - Crosscut**

Function: To cut cavity preparation; to form walls of cavity preparation; to place retention grooves in walls of cavity preparation

Characteristics: Cutting part of bur has parallel sides with horizontal cutting edge

Instrument: **Straight Fissure – Plain Cut**

Function: To cut cavity preparation; to form inner walls of cavity preparation; to replace retention grooves in walls of cavity preparation

Characteristics: Cutting part of bur has parallel sides

Instrument: **Taper Fissure - Crosscut**

Function: To cut cavity preparation; to form angles in walls of cavity preparation

Characteristics: Cutting part of bur has tapered sides with horizontal cutting edges

Instrument: **Taper Fissure – Plain Cut**

Function: To cut cavity preparation; to form angles in walls of cavity preparation

Characteristics: Cutting part of bur has tapered sides

Instrument: **Carbide Football Finishing Bur**

Function: To finish composite restoration by restoring anatomy in tooth; to equilibrate or adjust occlusion

Characteristics: Shaped like a football

BURS FOR HIGH SPEED AND LOW SPEED HANDPIECES



Instrument: **Diamond Football**

Function: To reduce a tooth for crown preparation for subgingival margins

Characteristics: Different grits: coarse to super-fine; various shapes and sizes; super-fine used finishing restorations.

Instrument: **Mandrel**

Function: To be used by inserting into a dental handpiece; to attach discs to mandrel for finishing and polishing inside or outside of oral cavity

Characteristics: Different shanks: 1. Long shank – straight slow-speed handpiece; 2. short latch-type shank – contra-angle slow speed handpiece.

Instrument: **Polishing Discs**

Function: To contour (coarse grit) or polish and smooth (extra-fine grit) restorative material

Characteristics: Different grits: coarse to extra-fine; various sizes; snap-on (with metal center) or screw-on

Instrument: **Diamond Flat-End Taper**

Function: To reduce a tooth for crown preparation when a square shoulder is needed

Characteristics: Different grits: coarse to super-fine; various sizes and shapes; super-fine used for finishing restorations



Instrument: **Diamond Flat-End Cylinder**

Function: To reduce a tooth for crown preparation when parallel walls and flat floors are needed

Characteristics: Different grits: coarse to super-fine; various sizes and shapes; super-fine used for finishing restorations

PULPOTOMY/ OPEN & MED. TRAY SET-UP

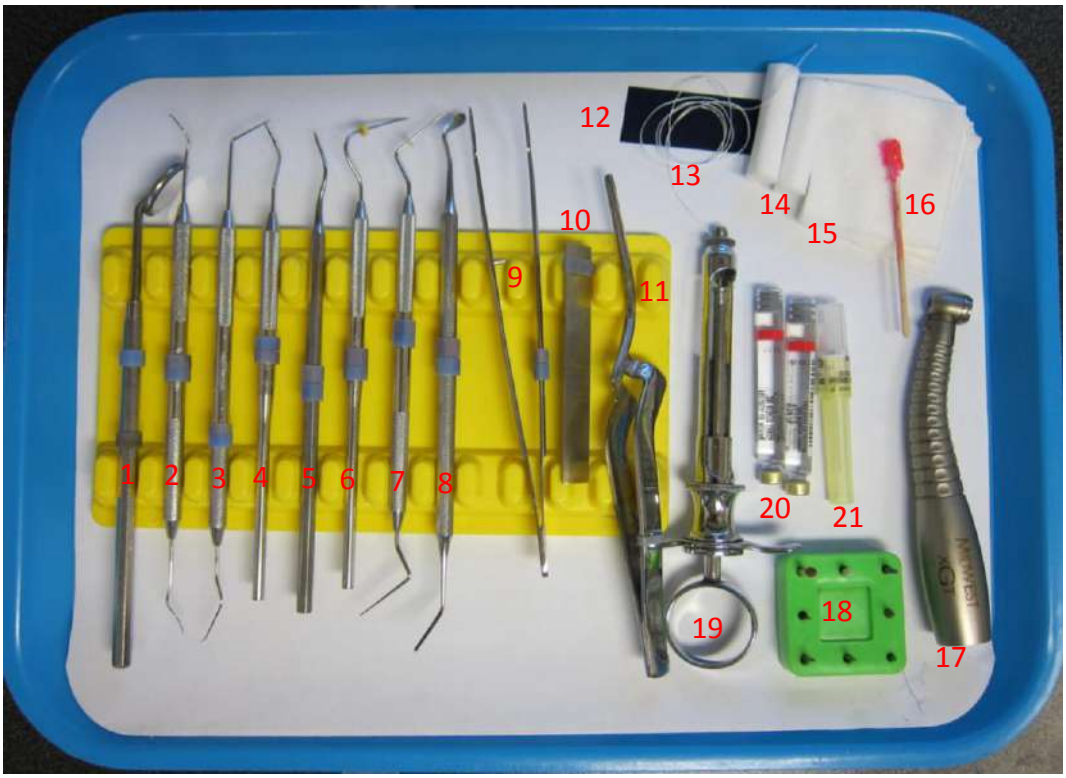

PULPOTOMY/ OPEN & MED. TRAY SET-UP

1.Mouth Mirror
2 – 8. Endo Set
9. Cotton Forcep
10. Metal Ruler
11. Articulating Paper Holder
12. Articulating Paper
13. Floss
14. Cotton Rolls
15. 2x2 Gauzes
16. Topical Anesthetic
17. High Speed Handpiece
18. Restorative Bur Block
19. Syringe
20. Anesthetic Carpules
21. Needle
22. Sodium Hypochloride (Bleach)
23. Chlorohexidine
24. Nerve Broaches
25. Endofiles
26. Monoject with Yellow Needle
27. Monoject with Blue Needle
28. Root Canal Lubricant
29. Low Speed Handpiece
30. IRM
31. Mixing Pad
32. Paper Points
33. Calcium Hydroxide
34. Mixing Spatula

ROOT CANAL TRAY SET-UP

ROOT CANAL (FINISH) INSTRUMENTS

1.Mouth Mirror
2 – 8. Endo Set
9. Cotton Forcep
10. Metal Ruler
11. Articulating Paper Holder
12. Articulating Paper
13. Floss
14. Cotton Rolls
15. 2x2 Gauzes
16. Topical Anesthetic
17. High Speed Handpiece
18. Restorative Bur Block
19. Syringe
20. Anesthetic Carpules
21. Needle
22. Sodium Hypochloride (Bleach)
23. Chlorohexidine
24. Nerve Broaches
25. Endofiles
26. Monoject with Yellow Needle
27. Monoject with Blue Needle
28. Root Canal Lubricant
29. Low Speed Handpiece
30. IRM
31. Mixing Pad
32. Paper Points
33, 34. Gutta Percha Points
35. Mixing Spatula

DRY SOCKET TRAY SET-UP

DRY SOCKET TRAY SET-UP INSTRUMENTS

1. Cotton Rolls
2. 2x2 Gauzes
3. Topical Anesthetic
4. Eugenol
5. Mouth Mirror
6. Explorer/ Perioprobe
7. Cotton Forcep
8. Scissors

FULL DENTURE ALIGINATE IMPRESSION TRAY SET-UP

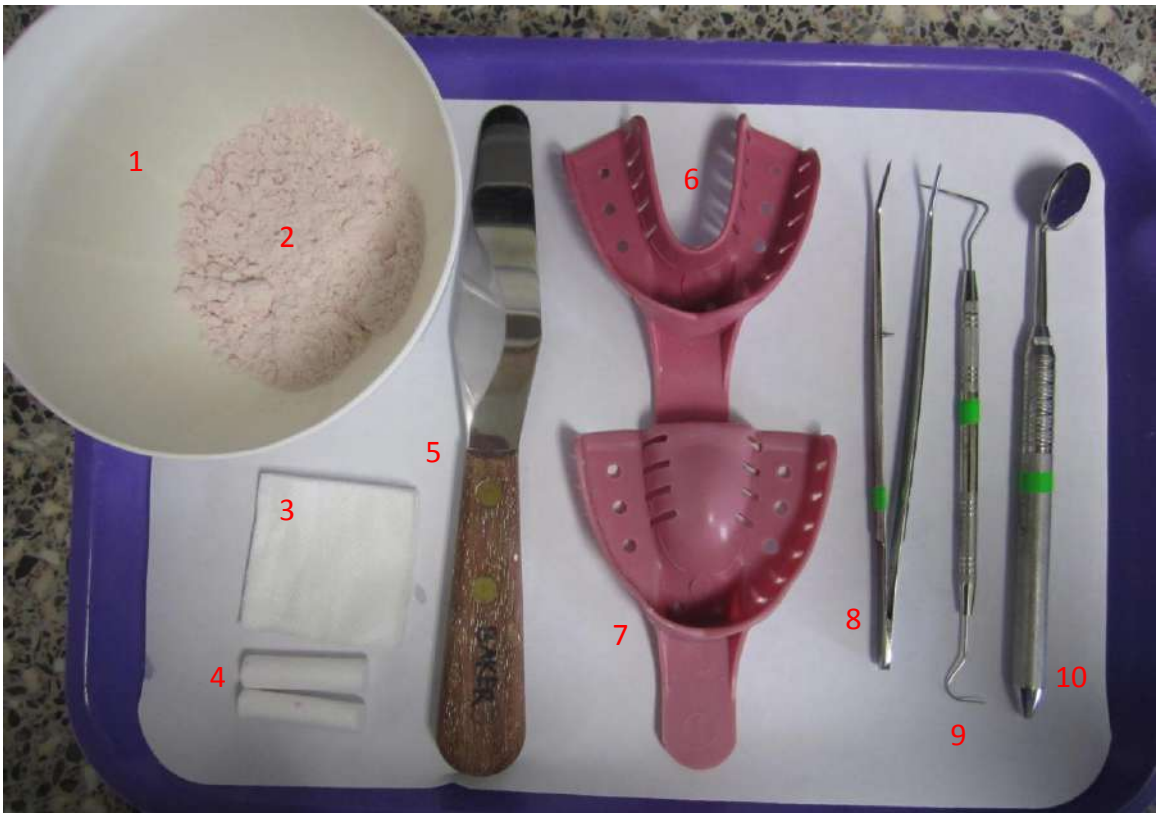

TRAY SET-UP INSTRUMENTS

1. MIXING BOWL
2. ALIGNATE MATERIAL
3. 2X2 GAUZES
4. COTTON ROLLS
5. MIXING SPATULA
6. LOWER IMPRESSION TRAY
7. UPPER IMPRESSION TRAY
8. COTTON FORCEP
9. EXPLORER/ PERIOPROBE
10. MOUTH MIRROR

CROWN PREP TRAY SEP-UP

CROWN PREP TRAY SEP-UP INSTRUMENTS

1. CORDS
2. BITE BLOCK
3. TEMP CEMENT
4. CROWN & BRIDGE BUR BLOCK
5. VISCOSTAT
6. SCISSORS
7. ARTICULATING PAPER
8. CORD PACKER
9. ANESTHETIC CARPULES
10. NEEDLE
11. SYRINGE
12. COTTON FORCEP
13. MOUTH MIRROR
14. FLOSS
15. EXPLORER/ PERIOPROBE
16. COTTON ROLLS
17. 2X2 GAUZES
18. TRIPLE TRAY X 3
19. IMPRESSION MATERIAL GUN X3
20. BITE REGISTRATION
21. LIGHT BODY
22. HEAVY BODY
23. BITE REGISTRATION TIP (TEAL)
24. LIGHT BODY TIP (YELLOW WITH TIP)
25. HEAVY BODY TIP (TEAL)

CREDITS

A BIG THANK YOU TO:

- BOYD YU: Helped with page format for the tray set-ups and number-labeling Composite, Amalgam, and Prophy tray set-ups

- CLIFF LEE: Took photos of the Endo tray set-ups